

Term 2 – WEEK 4 Contents – MS Class

Today's Agenda

- 1. REVIEW: “TH” Pronunciation Paper
 - 2. PRACTICE: “f” Pronunciation Paper
 - 3. REVIEW: 4 MORE Key “Visual” Vocabulary words and phrases for communicating “image” to your listener (Set 3)
 - 4. Homework Assignment
-

REVIEW: Th Pronunciation

Practice Sentences:

1. The **thirty thousand** mothers and fathers were in **the booth** at **3** pm.
2. **This month the Earth** and **the air** will be **thinner than the weather** last year.
3. **Furthermore**, I need to find **something** or **anything** to buy for my **brother's** birthday.
4. If we use **everything** and work together with **the three** of **them**, I **think** it will be **the best theme**.
5. **Therefore**, from my point of view, **both** of us need use **three things**, use **math**, and **think** carefully.

LEARN: “F” Pronunciation

“F” Pronunciation Technique

- **F Pronunciation Key Technique:**
- Brush bottom lip with upper teeth + breath out sound



Pronunciation Technique: Brush bottom lip with upper teeth + (breath out sound)

Beginning “f”	Middle “f”	Ending “f”
<ul style="list-style-type: none"> • fine • function • Friday • feature • future • four • for • find • friendly • fast • France • few • from • Furthermore • fair • first • follow 	<ul style="list-style-type: none"> • after • before • amplifier • different • signify • modify • specification • offer • left • often • office • difference • wonderful • successful • careful • cross function • success factor 	<ul style="list-style-type: none"> • staff • cliff • stiff • off • shelf • self • if • Jeff • himself • herself • of (Special Case) <p><u>Special Case:</u> “of”</p> <p>Pronunciation is similar to “v” sound</p>

Practice Sentences:

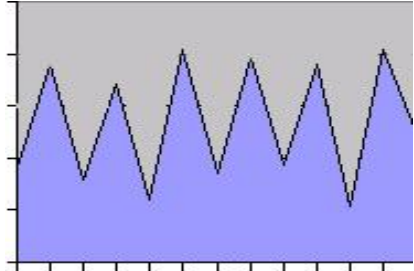
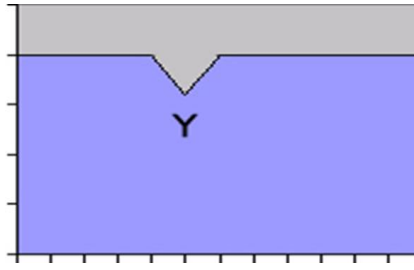
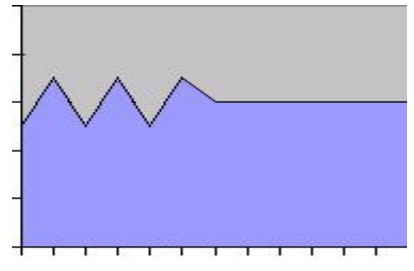
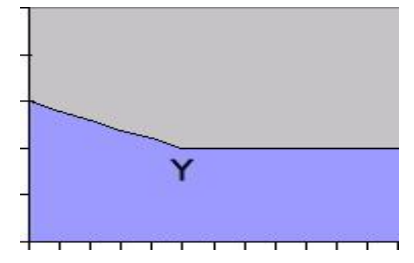
1. The four fresh fish from Finland were fine on Friday.
2. First, there are five features and four new functions from France.
3. I believe our French client was fair before and after our offer.
4. Jeff is a successful and wonderful staff member who sits next to Frank by the shelf.
5. Let's focus and fix a few features and functions for the future.

Today's Key Phrase:

- Basic vocabulary:
- "Please look at this....."
- Ex. Please look at this chart.
- Business style:
- "I would like to draw your attention to this"
- Ex. I would like to draw your attention to this chart.

REVIEW: FOUR MORE Key Vocabulary Words for imaging:

FOUR Key Phrases and Words to describe Business Situations

	<ul style="list-style-type: none"> • 9. The number of new products in the market “fluctuated wildly” in 2015. • Amazingly, the Japanese yen rate “fluctuated wildly” at the beginning of this year.
	<ul style="list-style-type: none"> • Last year, the yen dollar exchange rate “dipped at” 115 yen this year. • The production cost for our products “dipped at” the end of last year.
	<ul style="list-style-type: none"> • 11. We found that our revenue “stabilized” during the second half of FY14. • We found that our revenue “levelled off” during the second half of FY14.
	<ul style="list-style-type: none"> • 12. The price of our product “bottomed-out” at 99 US dollars in February. • The price of our product “levelled-off” at 99 US dollars in February.

Plus: Adding your REASON and RESULT

- This was primarily caused by.....(Cause or Reason) + As a result,
- This was due to.....(Cause or Reason) + Therefore, ...
- The reason why this happened was.....(Cause or Reason).+ Consequently,
- This was due to the fact that.....(Cause or Reason) + Hence,
- The reason for this was.....(Cause or Reason) + As a consequence,

REVIEW: Visual Description Technique

FOUR Key Steps:

- Step 1: **INTRODUCE** your slide.
- Step 2: Say the **KEY POINT** of the slide.
- Step 3: Say the **REASON**.
- Step 4: Say the **RESULT**.

Now, let's combine today's key points and make a business simulation!

Example #1:

- **This chart represents** sales of our products in 2014.
- As you can see from this chart, our sales last year “**fluctuated wildly**.”
- **This was primarily caused by** the fluctuating Japanese yen in the middle part of 2014.
- **As a result**, we were able to sell more products in Europe than North America.

Example #2:

- **This diagram illustrates** the software problems we had last year.
- As you can see, the software problems in our products “**stabilized**” in 2012.
- **This was due to the fact that** our quality control situation improved in Indonesia.
- **Hence**, we also saw an increase in the sales of our products in the Asia region.

Example #3:

- **This graph shows** the sales of our new products during last year.
- As you can see from this slide, our sales of our new product “**bottomed out**” at the end of 2013.
- **The reason why this happened was** consumers in America did not buy as much due to the bad economy.
- **Consequently**, our Bluetooth product sales did not increase.

SPEAKING ACTIVITY:

1. Students presented **3** HOMEWORK examples with the class in groups.

Homework:

- 1. In the past 3 lessons, you learned **12** key vocabulary and image phrases.
- 2. For the next lesson, please select your **BEST 3** slides.
- 3. Then, for the next class, be prepared to **PRESENT your slides and ANSWER questions** regarding your THREE slides.
- 4. Good luck!

----- End of Lesson -----