

Term 2 – WEEK 3 Contents – MS Class

Today's Agenda

- 1. PRACTICE: “Th” Pronunciation Paper
- 2. LEARN: “Reporting Results”
- 3. LEARN: 4 MORE Key “Visual” Vocabulary words and phrases for communicating “image” to your listener (Set 3)
- 4. Homework Assignment

LEARN: Th Pronunciation

Pronunciation Practice: “TH” Sound

Pronunciation Technique:

3 Key points:

1. **Beginning “th”**: Start with tongue between teeth about 0.5 to 1 cm out . Then, pull tongue back.
2. **Middle “th”**: Start with tongue between teeth about 0.5 to 1 cm out . Then, pull tongue back.
3. **Ending “th”**: Start with tongue between teeth about 0.5 to 1 cm out . Then, blow air out through teeth.

Beginning “th”	Middle “th”	Ending “th”
<ul style="list-style-type: none">• the• theme• three• their• Therefore• third• that• thirty	<ul style="list-style-type: none">• together• father• mother• brother• another• other• weather• feather	<ul style="list-style-type: none">• with• month• fourth• path• bath• math• booth• both

<ul style="list-style-type: none"> • thinner • than • thousand 	<ul style="list-style-type: none"> • Furthermore • something • anything • everything 	<ul style="list-style-type: none"> • Earth • worth • birth
--	--	--

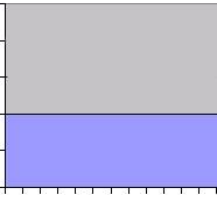
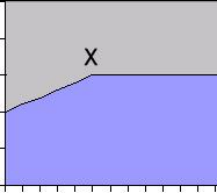
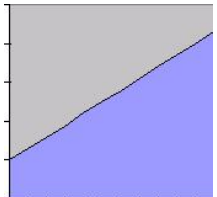
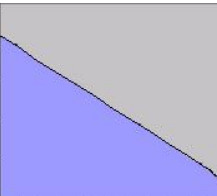
Practice Sentences:

1. The **thirty thousand** mothers and fathers were in **the** booth at **3** pm.
2. This month **the** Earth and **the** air will be **thinner than** the weather last year.
3. **Furthermore**, I need to find **something** or **anything** to buy for my brother's **birthday**.
4. If we use **everything** and work **together with** **the** **three** of **them**, I **think** it will be **the** best **theme**.
5. **Therefore**, from my point of view, **both** of us need use **three things**, use **math**, and **think** carefully.

REVIEW: FOUR MORE Key Vocabulary Words for imaging:

Now, let's study **FOUR** more Key Vocabulary Words for imaging:

FOUR Key Phrases and Words to describe Business Situations

	<ul style="list-style-type: none"> • 5. The popularity of our product “remained steady” in the first half of this year. • Our profits have “remained steady” for the past three years.
	<ul style="list-style-type: none"> • 6. We found that our product “peaked at” the Christmas season in 2014. • We found that our product “levelled off at” the Christmas season in 2014.
	<ul style="list-style-type: none"> • 7. We were pleased to see that our sales “increased sharply” last year. • We were pleased to see that our sales “rose dramatically” last year.
	<ul style="list-style-type: none"> • 8. The software problems in our products “decreased sharply” in 2014. • The software problems in our products “declined dramatically” in 2014.

Plus: Adding your **REASON** and **RESULT**

- This was primarily caused by.....(Cause or Reason) + As a result,
- This was due to.....(Cause or Reason) + Therefore, ...
- The reason why this happened was.....(Cause or Reason).+ Consequently,
- This was due to the fact that.....(Cause or Reason) + Hence,
- The reason for this was.....(Cause or Reason) + As a consequence,

REVIEW: Visual Description Technique

FOUR Key Steps:

- Step 1: **INTRODUCE** your slide.
- Step 2: Say the **KEY POINT** of the slide.
- Step 3: Say the **REASON**.
- Step 4: Say the **RESULT**.

Now, let's combine today's key points and make a business simulation!

Example #1:

This bar chart shows the sales of our products at the beginning of June 2015. As you can see from this chart, our sales last year “**remained steady**.” **This was primarily caused by** the popularity of smart phone apps. **As a result**, we were able to sell more products in Japan.

Example #2:

This pie chart illustrates the percentage of sales in China. As you can see, the sales in our products “**increased sharply**” at the end of last year. **This was due to the fact that** there was a big demand for Bluetooth products in China. **Hence**, we also saw an increase in the sales of our headphone products.

Example #3:

This slide shows the sales of our home stereo systems during FY14. As you can see from this slide, sales of our new product “**levelled off at**” the New Year season in 2014. **The reason why this happened was** many new competitors entered the home stereo market. **Therefore**, competition was very fierce in the Japanese market.

CHECKED: Homework:

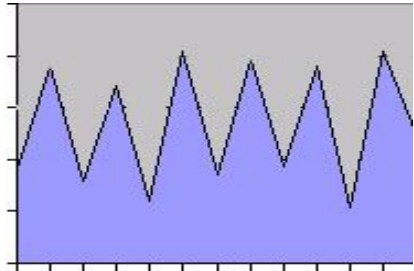
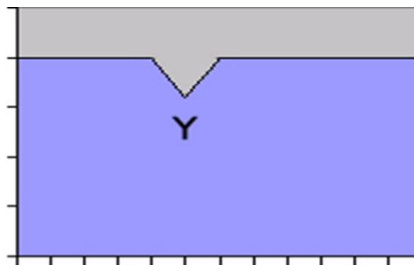
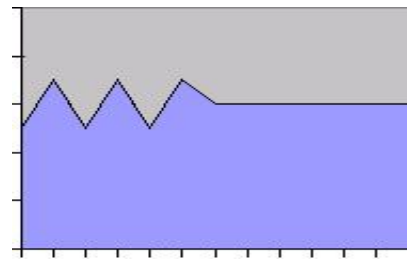
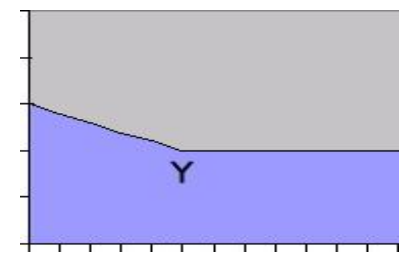
1. Next week, you will have a chance to use today's key phrases and “report” results in a meeting situation.
2. Using actual information from your work, bring **3** examples to share with the class next week.
3. Make sure to **PRINTOUT 3** visual aids that clearly show your results. (i.e. Charts, diagrams, graphs, etc.)
4. **Make sure to also select and make a good description for each slide using the key vocabulary and phrases you learned today.**
5. Bring your homework to class next week.

SPEAKING ACTIVITY:

1. Students presented 3 HOMEWORK examples with the class in groups.

Now, let's study **FOUR** more Key Vocabulary Words for imaging:

FOUR Key Phrases and Words to describe Business Situations

	<ul style="list-style-type: none">• 9. The number of new products in the market “fluctuated wildly” in 2015.• Amazingly, the Japanese yen rate “fluctuated wildly” at the beginning of this year.
	<ul style="list-style-type: none">• Last year, the yen dollar exchange rate “dipped at” 115 yen this year.• The production cost for our products “dipped at” the end of last year.
	<ul style="list-style-type: none">• 11. We found that our revenue “stabilized” during the second half of FY14.• We found that our revenue “levelled off” during the second half of FY14.
	<ul style="list-style-type: none">• 12. The price of our product “bottomed-out” at 99 US dollars in February.• The price of our product “levelled-off” at 99 US dollars in February.

Plus: Adding your REASON and RESULT

- A. This was primarily caused by.....(Cause or Reason) + As a result,
- B. This was due to.....(Cause or Reason) + Therefore, ...
- C. The reason why this happened was.....(Cause or Reason).+ Consequently,
- D. This was due to the fact that.....(Cause or Reason) + Hence,
- E. The reason for this was.....(Cause or Reason) + As a consequence,

REVIEW: Visual Description Technique

FOUR Key Steps:

- Step 1: **INTRODUCE** your slide.
- Step 2: Say the **KEY POINT** of the slide.
- Step 3: Say the **REASON**.
- Step 4: Say the **RESULT**.

Now, let's combine today's key points and make a business simulation!

Example #1:

- **This chart represents** sales of our products in 2014.
- As you can see from this chart, our sales last year “**fluctuated wildly**.”
- **This was primarily caused by** the fluctuating Japanese yen in the middle part of 2014.
- **As a result**, we were able to sell more products in Europe than North America.

Example #2:

- **This diagram illustrates** the software problems we had last year.
- As you can see, the software problems in our products “**stabilized**” in 2012.
- **This was due to the fact that** our quality control situation improved in Indonesia.
- **Hence**, we also saw an increase in the sales of our products in the Asia region.

Example #3:

- **This graph shows** the sales of our new products during last year.
- As you can see from this slide, our sales of our new product “**bottomed out**” at the end of 2013.
- **The reason why this happened was** consumers in America did not buy as much due to the bad economy.
- **Consequently**, our Bluetooth product sales did not increase.

Homework:

1. Next week, you will have a chance to use today's key phrases and "report" results in a meeting situation.
2. Using actual information from your work, bring **3** examples to share with the class next week.
3. Make sure to **PRINTOUT 3** visual aids that clearly show your results. (i.e. Charts, diagrams, graphs, etc.)
4. Bring your homework to class next week.
5. Good luck!

----- End of Lesson -----